

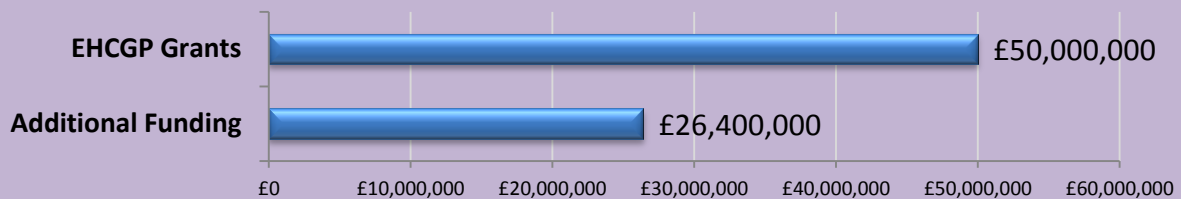
Survey to Establish Additional Capital Funding Raised to Supplement EHCGRP Grants May 2015

The aim of this survey was to **quantify the amount of match funding** secured by the community organisations on top of the grants they received through the EHCGRP.

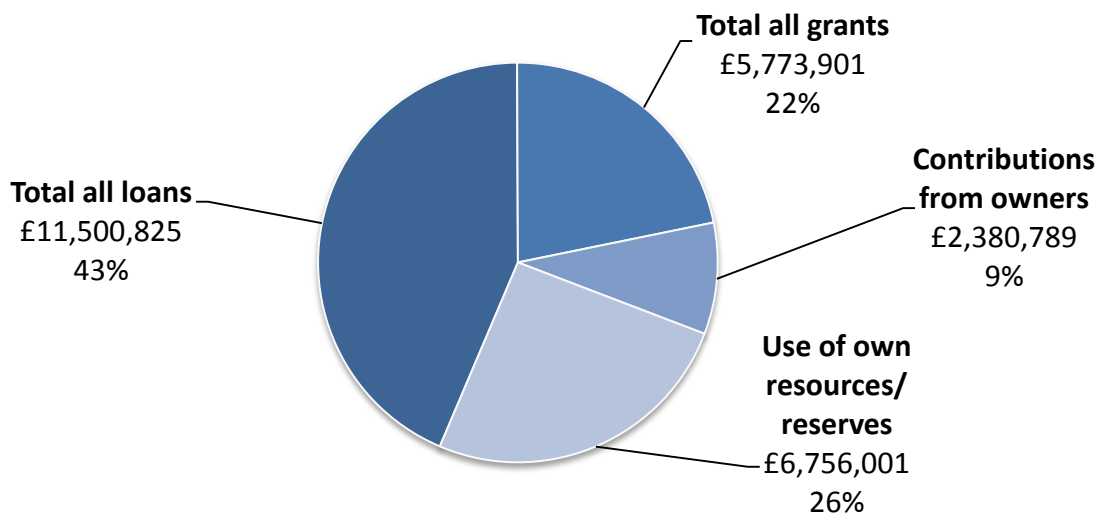
We collected **65 answers out of the 110 organisations** who received EHCGRP funding (**59%** of the organisations who received EHCGRP funding).

Over £26m raised in additional capital funding

Altogether, the organisations who answered the survey reported to have raised **£26.4 million** to supplement their EHCGRP grants (exact figure: £26,411,516). This represents over 50% of all the grants given out through the EHCGRP.



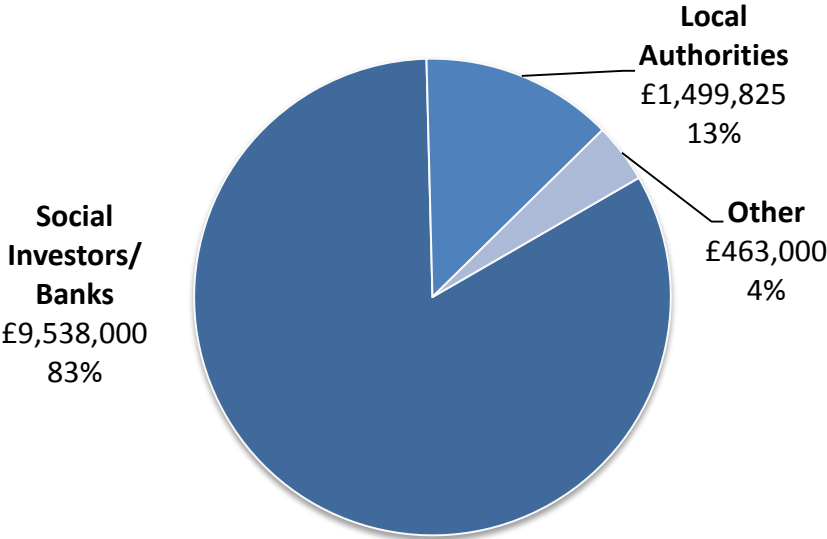
Details by category of funding:



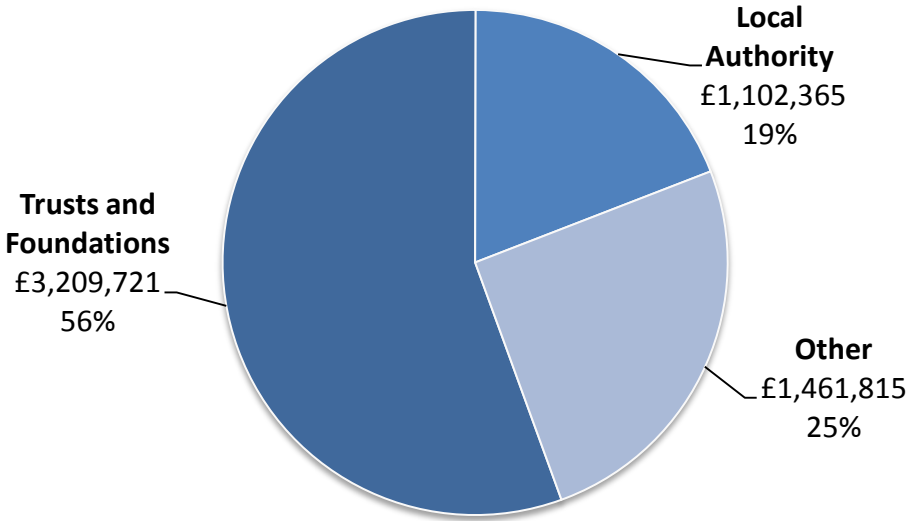
A rough breakdown of the additional funding raised shows that nearly half was secured in the form of loans (43%), a quarter came from the organisations' own resources (26%), a fifth came from grants (22%) and a tenth came from the owners of the empty properties (9%).

Detailed breakdowns of the provenance of loans and grants

- **Loans £11,500,825**



- **Grants £5,773,901**



Most of the loans raised came from social investors or banks (83%) while grants show a more diverse distribution with just over half coming from trusts and foundations (56%), a fifth coming from local authorities (19%) and a quarter from other sources.